








# Help your child become a Word Detective



When teaching your child to read, please use these strategies to help them become a “Word Detective”. When they come to a word that they do not know use these strategies:

 Eagle Eye	To use their “eagle eye” and look at the pictures when they come to a word that they do not know.
 Lips the Fish	Have your child get their lips ready, like “lips the fish”, and say the beginning sound.
 Stretchy Snake	“Stretchy Snake” out the sounds in the word, say the sounds slowly and put them together.
 Chunky Monkey	Look for chunks in the word that they know. Look for chunks like: ing, all, and, at.
 Trying Lion	Just try a word. If it is wrong ask: Does that make sense? Does that sound right? Does that look right?
 Skippy Frog	Skip the word, and come back to it. Often by reading the rest of the sentence, they can figure it out based on the context.
 Flippy Dolphin	Flip the vowel sound, for the word. Make the vowel say it’s name instead of the sound.

Happy Reading!